

STANLEY

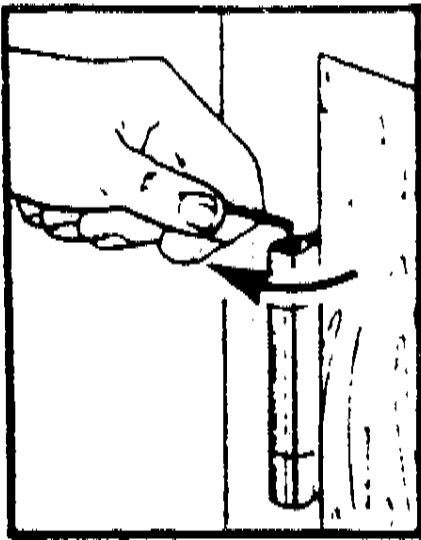


FIG. 1

TO INCREASE TORQUE (FIG. 1)

- Close Door
- Engage 5/32" Hex Wrench
- Rotate Clockwise to Increase Torque
- Do Not Exceed 6 Ratchet "Clicks"

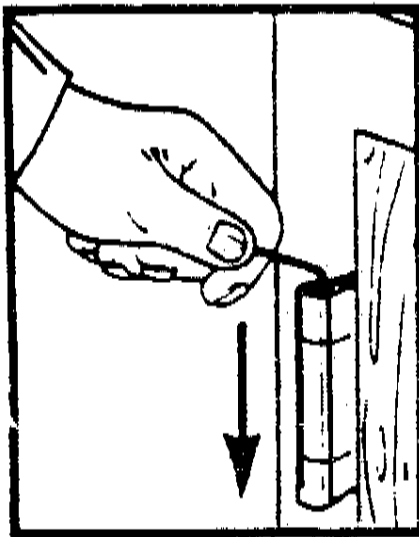


FIG. 2

TO DECREASE TORQUE (FIG. 2)

- Close Door
- Engage 5/32" Hex Wrench
- Depress Wrench to Disengage Ratchet
- Let Wrench Rotate Counterclockwise to New Setting
- Allow Wrench to Rise




FIG. 3

INSTALL LOCKING SAFETY SCREW (FIG. 3)

- Install 6-32 5/8" Flat Recessed Head Machine Screw Packed With Hinge



For Large Projects
See Your Stanley
Dealer For
Handled Tool

#42 0890

691-000-350

DS350R-3/90



LISTED